




The Cartmel

4 bed detached or semi detached

Four bedrooms and plenty of stylish living space make it easy to love this detached or semi-detached home.

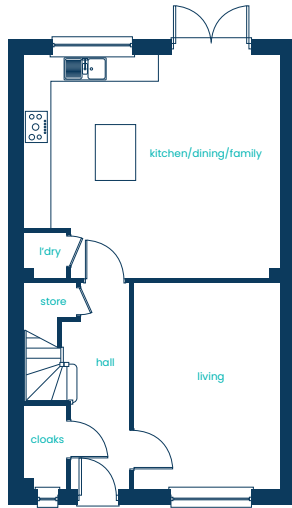


Predicted EPC rating



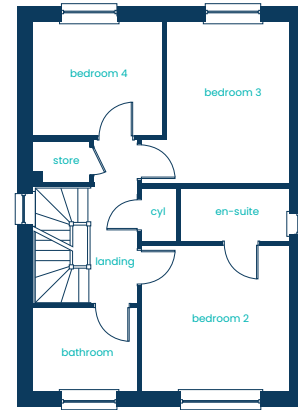
anwylhomes.co.uk

Ground Floor Plan



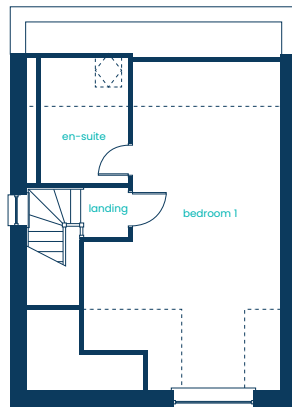
Room	Metric	Imperial
Kitchen/Dining/Family	5.76m x 5.03m	18'11" x 16'6"
Living Room	3.25m x 4.63m	10'8" x 15'2"
Cloaks	0.95m x 1.88m	3'1" x 6'2"
Laundry	0.95m x 1.03m	3'1" x 3'5"

First Floor Plan



Room	Metric	Imperial
Bedroom 2	3.33m x 3.29m	10'11" x 10'10"
En-suite 2	2.44m x 1.20m	8'0" x 3'11"
Bedroom 3	3.33m x 3.67m	10'11" x 12'1"
Bedroom 4	2.93m x 2.60m	9'7" x 8'6"
Bathroom	2.34m x 1.88m	7'8" x 6'2"

Second Floor Plan



Room	Metric	Imperial
Bedroom 1	4.43m x 7.44m	14'7" x 24'5"
En-suite 1	2.00m x 2.85m	6'7" x 9'4"

The Cartmel

4 bed detached or semi detached

Anwyl Homes is a registered developer with the NHQB. The images on this literature are computer-generated. Specific plots may be 'handed' (mirrored), detached/semi-detached, elevation treatment/roof materials may vary, and any garages may be single or double. Room sizes are approximate, dimensions are taken from the longest room point and are for guidance only. Kitchen and bathroom layouts are indicative. These plans are correct at the time of creation but may be subject to change during construction. Please speak to your Homes Adviser for more details. The Cartmel 09/01/25.

