





Priory Gardens at Yew Tree Park

Burscough

ANWYL
thoughtful homes



key

- | | |
|---|---|
|  |  |
| lymm | ascot |
|  |  |
| epsom | henley |
|  |  |
| hartford | oakmere |
|  |  |
| farndon | lancaster |
|  |  |
| bunbury | bretton |
|  |  |
| stratford | affordable |

everything considered.

This plan is a general site layout, not to scale and is intended for guidance only. It does not form any part of the contract. The plan does not show ownership boundaries, easements or wayleaves. Anwyl Homes reserve the right to alter or replan at any time. Please ask our site homes advisor for specific plot details. Turf to rear gardens is not provided. 16/11/2020