




The Huxley

4 bed detached or semi-detached

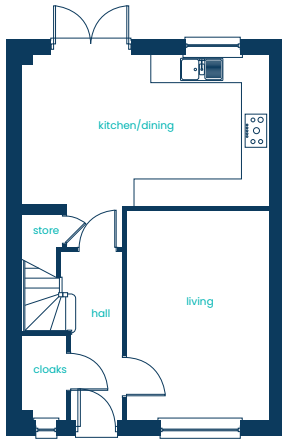
Superb design and plenty of space make this four-bedroom detached or semi-detached home fantastic for families.



Predicted EPC rating

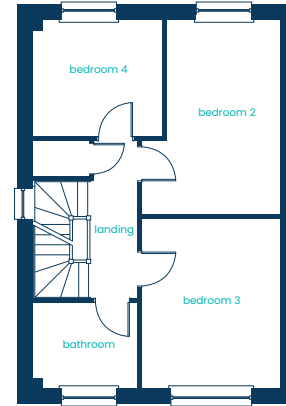
anwylhomes.co.uk

Ground Floor Plan



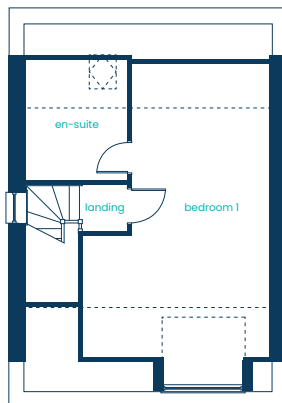
Room	Metric	Imperial
Kitchen/Dining	5.54m x 3.37m	18'2" x 11'1"
Living Room	3.18m x 4.71m	10'5" x 15'6"
Cloaks	0.97m x 1.90m	3'2" x 6'3"

First Floor Plan



Room	Metric	Imperial
Bedroom 2	3.11m x 4.35m	10'3" x 14'3"
Bedroom 3	3.10m x 3.79m	10'2" x 12'5"
Bedroom 4	2.89m x 2.60m	9'6" x 8'6"
Bathroom	2.34m x 1.90m	7'8" x 6'3"

Second Floor Plan



Room	Metric	Imperial
Bedroom 1	4.21m x 7.16m	13'10" x 23'6"
En-suite	2.30m x 2.72m	7'7" x 8'11"

The Huxley

4 bed detached or semi-detached

Anwyl Homes is a registered developer with the NHQB. The images on this literature are computer-generated. Specific plots may be 'handed' (mirrored), detached/semi-detached, elevation treatment/roof materials may vary, and any garages may be single or double. Room sizes are approximate, dimensions are taken from the longest room point and are for guidance only. Kitchen and bathroom layouts are indicative. These plans are correct at the time of creation but may be subject to change during construction. Please speak to your Homes Adviser for more details. The Huxley 09/01/25.

